

# Measurements at Crop Circles with Electrophotonic Technologies

Korotkov K, Taylor R, Pavlidis K

Two types of measurements at Crop Circles have been conducted in 2006 and 2008 with different modalities of Electrophotonic technologies. In all case increase of the power of Energy Field for all participants was registered, being stronger in 2008 compared with 2006. Special Energy sensor recorded anomalies activity inside the crop circle.

## **Introduction**

Study of Crop Circles (CC) and their influence to people is very interesting and important task. Electrophotonic (EPC) technologies based on GDV systems [1,2] is widely accepted as scientific tool for measuring Human Energy Field (EF) and its transformation under the influence of treatment, stress or environmental factors. Recently a new approach have been developed for measuring energy of space based on capacitance sensors [3]. Pilot experiments have been conducted inside the CC in 2006 and 2008.

## **Participants**

6 apparently healthy people aged 14-56, 3 women, 3 men participated in 2006. 6 apparently healthy people aged 42-71, 4 women, 2 men participated in 2008. All participants were volunteers.

## **Methodic**

GDV Camera Compact instrument produced by KTI Company, Saint-Petersburg, Russia ([www.korotkov.org](http://www.korotkov.org) and [www.kti.spb.ru](http://www.kti.spb.ru)) and “5<sup>th</sup> Element” Device produced by the same Company were used for the experiments.

The GDV (Gas Discharge Visualization) processor is a state-of-the-art computer system for the direct registration and processing of electrophotonic emission from a subject's energy field. GDV pictures are created by a unique patented optical system and CCD camera in daylight conditions with real-time processing (see references at [www.korotkov.org](http://www.korotkov.org)).

The 5-Element Sensor is a patented computer operated attachment to the GDV Camera for registration of dynamical patterns from several sensors dependent on their resonance frequency.

Electrophotonic emission from the 10 fingers for 6 people first outside the CC and then inside the crop circle have been measured. Time difference between measurements was approximately 1.5 - 2.5 hours.

The 5-Element Sensor parameters have been measured only in 2006 first outside the CC and then inside the crop circle.

Experimental conditions: temperature 24 °C; sunny; little cloudy, little wind; atmospheric pressure 1014 mBar.

## Results

Changes of participant's Energy Field are presented at fig.1 and percentage of changes at fig.2.

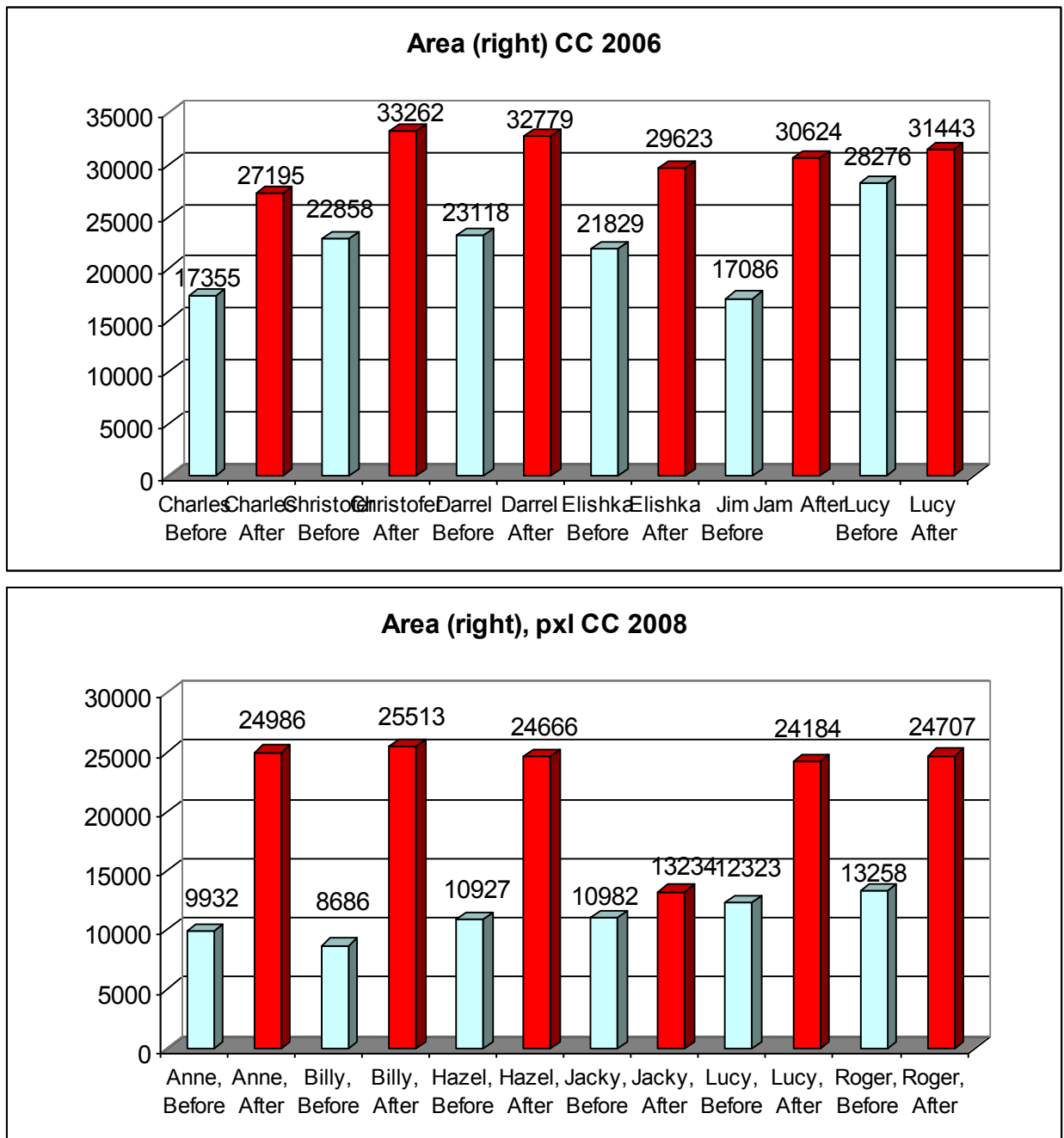


Fig.1. Power (Area in pixels) of participants EF before and after being in CC in 2006 and 2008.

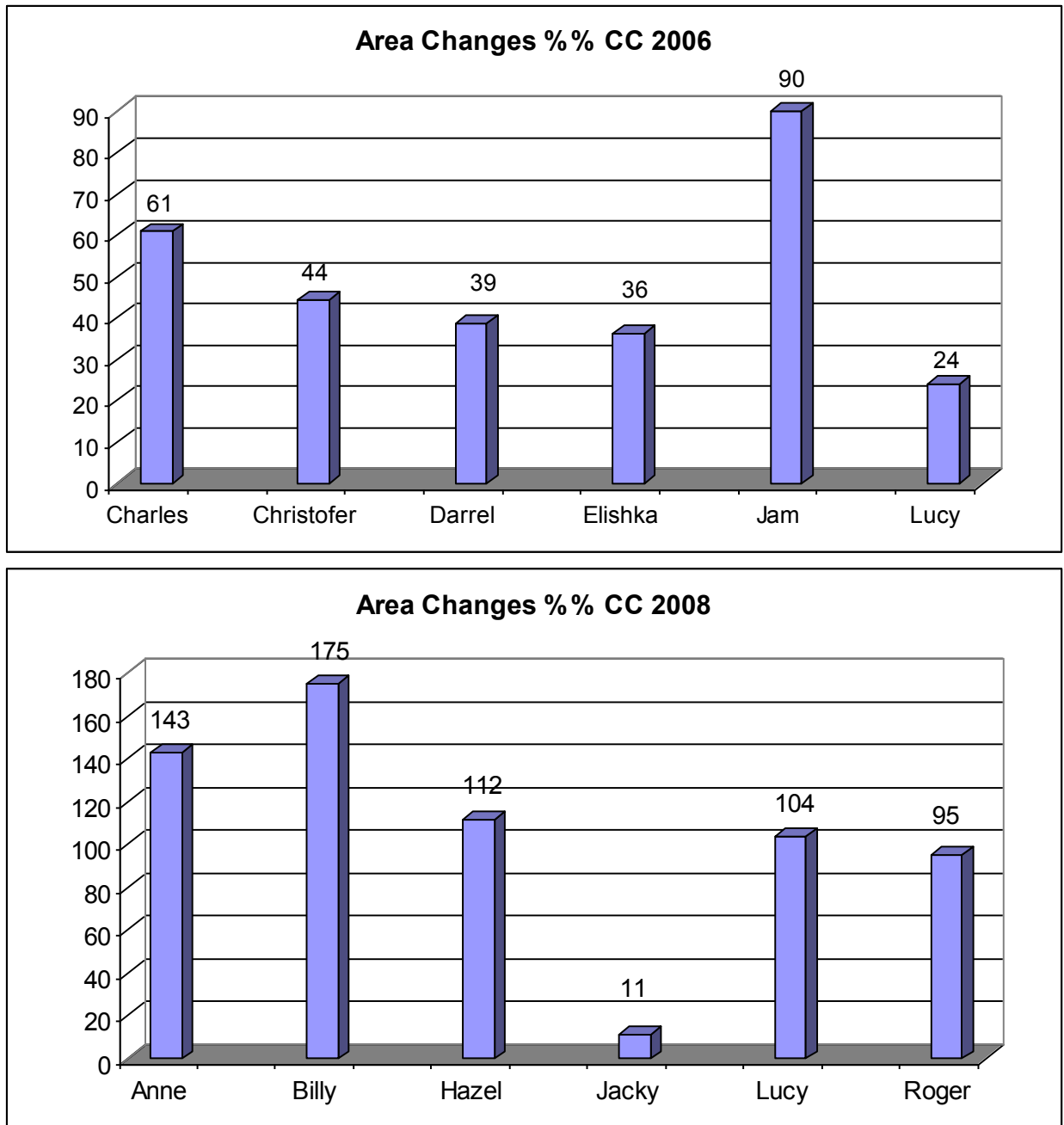


Fig.2. Percentage of EF changes for participants in 2006 and 2008.

As we see from the graphs, in both cases statistically significant changes of EF was recorded for all participants. In 2008 relative changes were stronger, while the absolute values of Area in pixels were bigger in 2006. For all participants both in 2006 and 2008 Chakras became more balanced after being in CC. Examples of Energy Fields and Chakras pictures are given at fig. 4,5.

Energy Sensors demonstrated calm stable data outside the crop circle typical for places with good environmental conditions (fig.3). Inside the crop circle signal both for Air and Water sensors have been increasing during all the time of measurements. Such stable increase of signal was very unusual and never been registered in 3 years of sensor measurements in different countries.

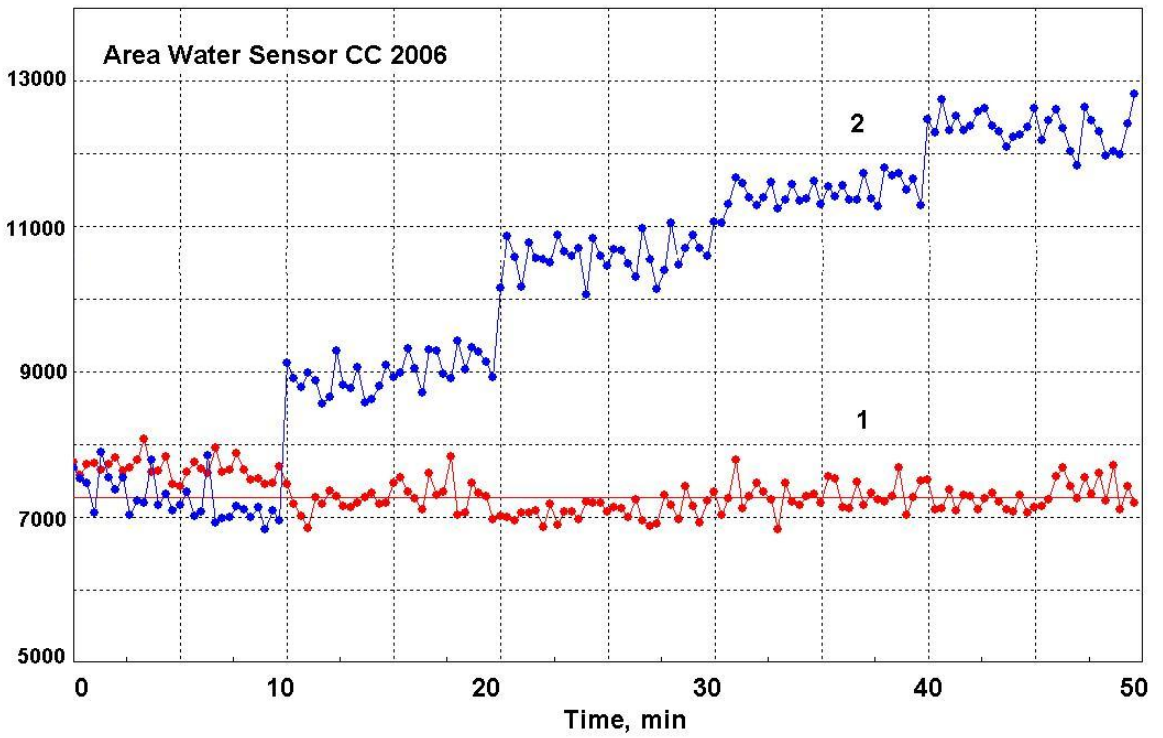
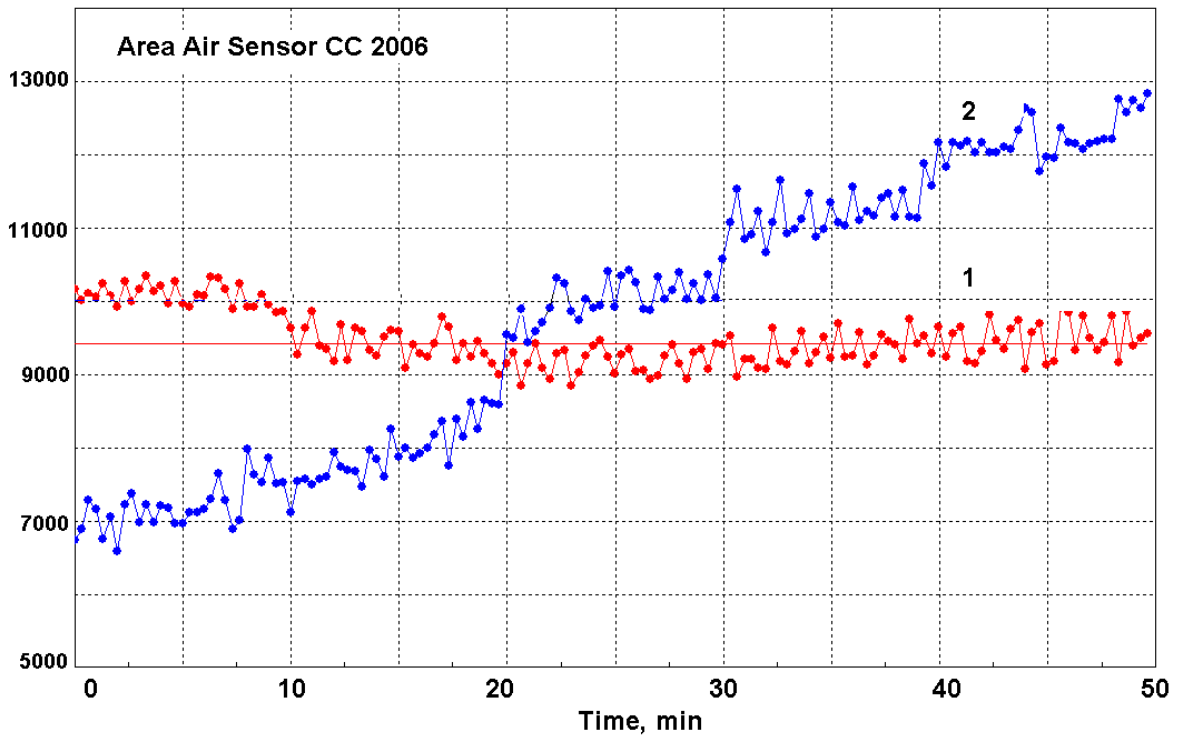


Fig.3. Signal of Air and Water Energy Sensors outside (1) and inside (2) the CC in 2006.

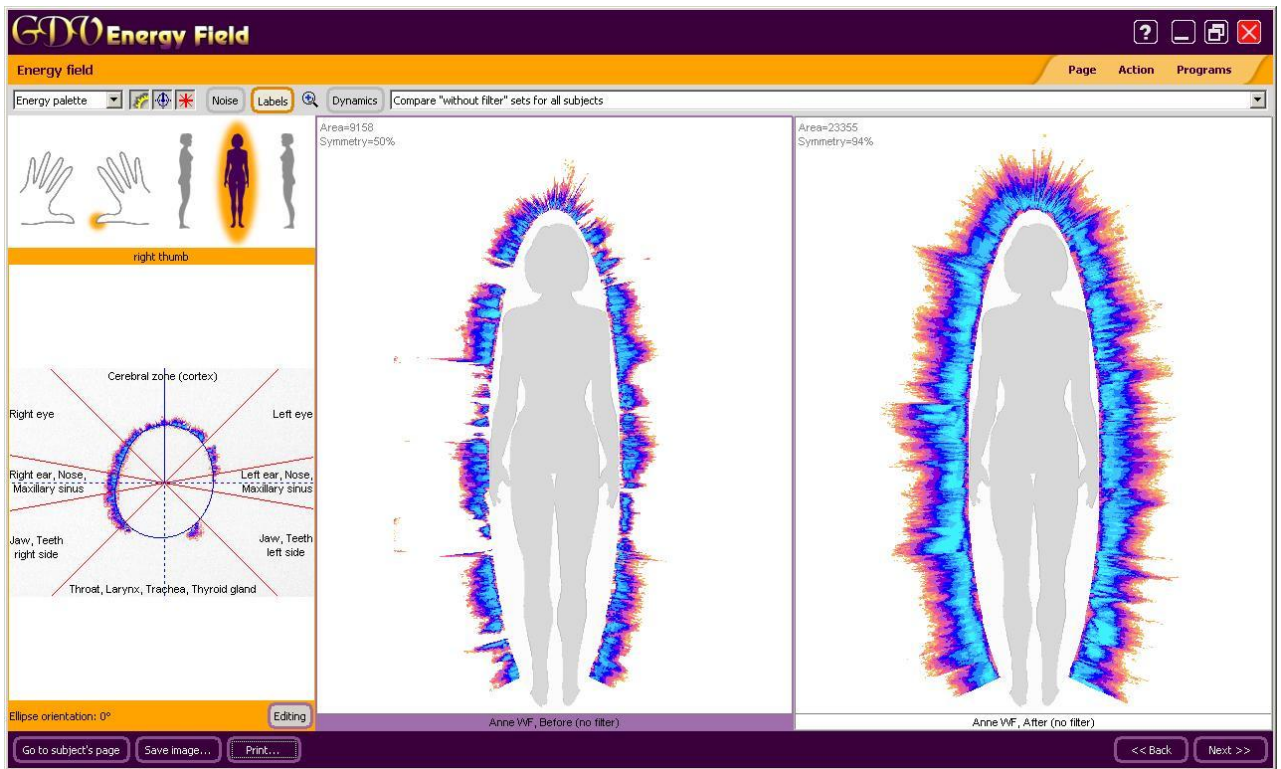


Fig.4. Energy Fields before and after CC as measured by EPC/GDV instrument.

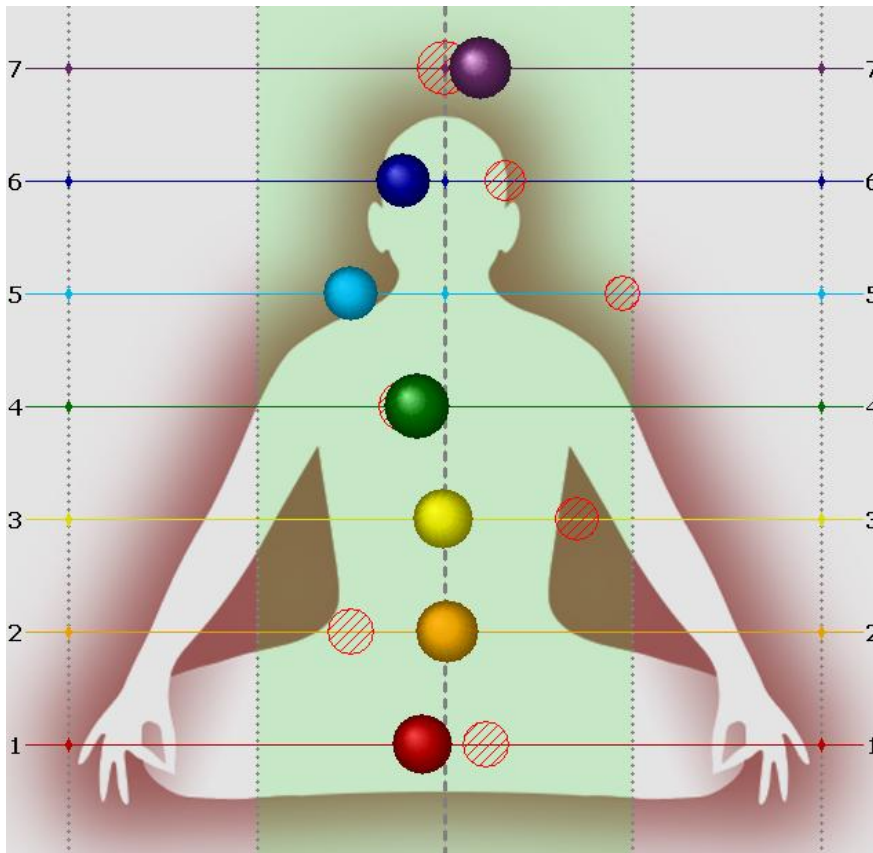


Fig.5. Chakras energy before (shaded circles) and after CC (solid circles) as measured by EPC/GDV instrument. We see both alignments and increase in size for most chakras.

## **Discussion**

Both human measurements in 2006 and 2008 and 5-Element data in 2006 demonstrated statistically significant changes in the crop circles area. 5-Element parameters demonstrated strong time dynamics in the process of measurements. These may be part of a much longer cycle of variations.


It was unlikely to expect dramatic changes of conditions in relatively small area where measurements was being done.

We may conclude that results of the experiments demonstrate significant influence of the crop circle environment both on sensor parameters and human psycho-physiological conditions. At the same time we can not exclude that humans may have emotional excitation while being in crop circle and this may influence the results.

Serious doubts about the authenticity of this Windmill Hill crop circle in 2006 were expressed by those present who had had long experience of crop circles. This arose first from the absence of the dowsing reactions, which have come to be taken to indicate genuine circles. And when, later, the aerial photographs became available, it was very clear from irregularity of its form that it was likely to be the poorly-executed work of human beings. Our results are not intended to add something to this discussion: it was only a single measurement at one location only. These results demonstrate the presence of a strong energy anomaly, but do not tell us whether it was due to the crop circle or to some earth energy not associated with the circle, or else perhaps to unusual environmental conditions. It is evident that the 5-Element Sensor is a sensitive tool to study energy anomalies, and a lot of data should be collected before drawing more definite conclusions.

## **Conclusion**

Both in 2006 and in 2008 it was demonstrated that the influence of crop circles may be recorded by EPC/GDV instruments. These results should be accepted and preliminary and more extended research should be conducted with several instruments operation in parallel for long time period. In particular, it would be interesting to compare data of day and night measurements.



Crop circle at Windmill Hill. Photo courtesy of Lucy Pringle.



Inside the crop circle.



Inside the crop circle



Inside the crop circle